

## **Eagle Ridge Academy; a 501C3 non-profit organization**

### **Annual Report 2009-2010**

#### **MISSION**

The mission of Eagle Ridge Academy is to provide our students with a traditional, classical education that demands their best in academic achievement, behavior, and attitude and challenges them to attain their highest potential.

#### **VISION**

Eagle Ridge Academy will offer an academically rigorous, time-tested classical, liberal arts curriculum that:

Prepares students to be exemplary and knowledgeable citizens  
Instills a life-long passion for learning  
Values self-discipline, respect, perseverance, and achievement  
Teaches truth, beauty and goodness  
Fosters an appreciation for the United States of America and her unique role in the world.

#### **SPONSOR INFORMATION**

Sponsor Name: Friends of Education

Sponsor Liaison: Beth Topoluk, Director

Contact Information:

Email Address for Beth Topoluk: [Topoluk@tefbank.com](mailto:Topoluk@tefbank.com)

Mailing Address: EXO-01-A, 200 East Lake Street, Wayzata, MN 55391-11693

Charter Contract Term: First three year contract term ended on June 30, 2007. New two year contract term is in effect July 1, 2007 – June 30, 2009.

Contract Renewal Date: Renewed Spring of 2009

Expires- Spring 2012

As the school's sponsor, Friends of Education has been actively involved in ensuring the success of Eagle Ridge Academy by hosting monthly meetings of all sponsored schools focused on development of specific governance, management or curricular issues. The meetings have been attended by the school's Director and board members. Additionally, Friends of Education has conducted site visits that including a focused meeting with the Director and classroom observation.

Eagle Ridge Academy provides detailed information to Friends of Education (FOE) on a monthly basis to aid them in school monitoring. Board meeting minutes are submitted to FOE on a monthly basis. The school also provides monthly a monthly financial statement for review. At the beginning of each school year Eagle Ridge Academy submits student enrollment data on a

daily and then weekly basis so the sponsor can assess the accuracy of projected enrollment to actual enrollment and thus be alerted to possible budget issues.

**GOVERNANCE**

A board election was held in June 2009 to fill out going board members who had completed their terms. The new members were seated and are now voting members.

Board meetings are held the second Tuesday of each month and board work sessions are held on the last Tuesday of each month. There were twenty two board meetings during the 2009/2010 school year.

Board members and attendance for FY 2010 :

| <b>Board Member</b>       | <b>Attendance (meeting and workshops - FY2010)</b> |
|---------------------------|--|
| Pete Larson               | 22/22 (attended 22 out of 22 possible meetings)    |
| Mary Wolff                | 22/22  |
| Jim Romportl              | 16/22  |
| Sonja Menard              | 22/22  |
| Erin Johnson              | 16/22  |
| Lee Stearns               | 19/22  |
| Jessica Bergeron          | 20/22  |
| David Dikken              | 18/22  |
| Carolyn Sommers Tillotson | 18/22  |

**Current Board Members and Qualifications 2010-11**

**Pete Larson, Chair, Parent**

Pete Larson has worked for Bethany Press International, a manufacturer of paperback books in Bloomington, for the last 10 years in a variety of roles from sales to senior management. Currently, he serves as the Chief Operations Officer. Prior to that, he worked in newspaper advertising sales and management. He is a graduate from Michigan Technological University with a degree in Personnel and Industrial Relations. He also serves on two other (non-educational) boards in the Twin Cities. Mr. Larson and his wife, Susan, reside in Shakopee with their four children, two of which are currently students at Eagle Ridge Academy.

**Mary Wolff, Vice Chair, Teacher**

Mary Wolff received her Bachelor's Degree in Spanish and Physical Education from Minnesota State University, Mankato; her K-6 Certification from the University of Minnesota; and a Court Reporting Degree from the Minnesota School of Business. She worked several years as a freelance court reporter and served on the Board of Directors of the Minnesota Court Reporters Association for several years. She is currently in her 14th year of working in secondary education and teaches high school Spanish and composition classes. She is in her second year of

...  
serving on the Public Relations Committee and chairing the Student Ambassador Program for Eagle Ridge Academy.  
.

**Jim Romportl, Treasurer, Parent**

Jim Romportl holds an accounting degree from the University of Minnesota's Carlson School of Management and a CMA from the Institute of Management Accountants. He is currently employed as the Plant Controller at Pennant Foods. Mr. Romportl served as a parent representative on Eagle Ridge Academy's fundraising committee during the FY2006 school year. He has been on the Finance committee since the FY2006 year and continues to serve on that committee. Mr. Romportl and his wife are the proud parents of three children, one of which attends Eagle Ridge Academy.

**Sonja Menard, Secretary, Teacher**

Sonja Menard joined Eagle Ridge Academy in 2007 as a middle school English teacher. She holds a B.A. in International Management with minors in English and Spanish from Gustavus Adolphus College and an M.A. in Teaching with a specialization in Social Studies and Communication Arts/Literature from the University of St. Thomas. She serves on the Board Policy Committee.

**Carolyn Sommers Tillotson, Teacher**

Carolyn Sommers Tillotson teaches middle school science at Eagle Ridge Academy; she has been with Eagle Ridge Academy since it opened in 2004. She received her Bachelor of Arts in biology from Luther College in Decorah, Iowa. She was first elected to the board in FY2007 and has served as the board secretary and on the Fundraising Committee. She is now on the Governance Committee.

**David Dikken, Parent**

David Dikken is CEO and founder of MTL, LLC in Bloomington, Minnesota. MTL designs and builds Measurement Systems and Automation by combining the disciplines Physics, and Mathematics, with Engineering and Computer Science to provide solutions for difficult measurement problems. Prior to founding MTL in 1996, Mr. Dikken worked for the State of Minnesota as Technical Manager of the Petrochemical and Metrology Laboratories and on contract with the National Institute of Standards and Technology as a Technical Assessor. Mr. Dikken graduated from the University of Minnesota with a degree in Geology/Physics; and beside the science side of his work has an interest in team leadership, strategic planning, life long learning and organizational excellence. Mr. Dikken lives in Bloomington with his wife and has a daughter at Eagle Ridge Academy and two younger children who will be students at Eagle Ridge.

**Jessica Bergeron, Teacher**

Jessica Bergeron graduated from St. Olaf College in 2005 with a degree in English and Ancient Studies and is licensed to teach Communication Arts/Literature and Latin. In college, she was a member of Eta Sigma Phi (Classics Honors Society) and served as an Ambassador Host to the college. After college, she taught English at South High School in Minneapolis. She then taught Creative Writing & Latin at both South View Middle School and Valley View Middle School in Edina.

## **2009 – 2010 FACULTY**

ERA is committed to the hiring and retention of fully-licensed teachers. All of our current teachers are licensed or have waivers. All new hires will be licensed in the appropriate area(s) of instruction.

Deleted:

Following is a list of ERA faculty along with their file folder numbers for verification.

| <b>Teacher</b>                 | <b>Folder Number</b> |
|--------------------------------|----------------------|
| Ms. Mary Wolff                 | # 172226             |
| Mr. Austen Rockcastle          | # 998785             |
| Mrs. Lisa Johnson              | # 344055             |
| Mrs. Carolyn Sommers Tillotson | # 402139             |
| Mr. John Luukonen              | #418821              |
| Mr. John Miller                | # 405201             |
| Mrs. Beth Luby                 | # 405547             |
| Mr. Daniel Clapero             | # 414336             |
| Mr. Jon Kamrath                | # 415627             |
| Mrs. Erin Johnson              | # 417567             |
| Mr. Bob Guelich                | # 418664             |
| Ms. Sarah Manke                | #448585              |
| Mrs. Jessica Bergeron          | # 423628             |
| Mr. John D'Allesandro          | #443470              |
| Mrs. Sonja Menard              | # 429284             |
| Mrs. Melissa Hegg              | # 434538             |
| Mr. John Miller                | # 998667             |
| Mr. Robert Stulac              | # 443349             |

### **Staff Retention**

Eagle Ridge Academy retained ninety-six percent (96%) of its teachers between the 2009/10. One teacher was let go mid year due to under enrollment in those elective courses. All other teachers had been hired and retained from the previous year.

## **PROGRAM SUCCESSES AND BEST PRACTICES**

### **Program Successes**

Eagle Ridge Academy is a Core Knowledge School in grades 6-8 and utilizing the Great Books Curriculum at the high school level. These two outstanding curricula coupled with small class sizes, 25 or less, and a small school, under 350 students, leads to a dynamic learning environment.

Curricular additions included another level of classical Humanities instruction, economics, expanded art instruction to support continuation of an integrated curriculum, physics, advanced biology, chemistry, a advanced Latin and advanced math courses.

The school also implemented an expanded writing instructional program, Institute for Excellence in Writing, in all middle grade levels. Changes in the instructional program included: an added emphasis on writing in all humanities courses; refining responses to literature by justifying and supporting opinions and answers; focused attention on the writing process (planning, drafting revising, editing and publishing); and attention to the primary traits of proficient writing (ideas and content, organization and form, style and conventions

In 2006-2007 Eagle Ridge Academy entered into a cooperative agreement with the International School of Minnesota (ISM) for athletics including Minnesota State High School League sports. Since ISM already had a sports program in place they took responsibility for hiring coaches, organizing transportation and providing the practice and event facilities. ERA provides an administrative contact within the school, assists with student recruitment and sign up, pays a per student participation fee to the International School, joins MSHL and pays the yearly and per sport fees, and has parents who assist with car pooling to the International School for practices and to and from games. As a result of the partnership approximately 33% of ERA students participated in a sport.

Eagle Ridge Academy expanded to serve grades k-5 for the 2010-11 school year. This added growth will provide

## **CHALLENGES**

Strengthening math reasoning instruction is an on going goal. Eagle Ridge MCA II math scores have shown a dip as the students move through high school. We are not pleased with this, and have taken serious steps to improve math instruction. We have begun using Jacobs Geometry as a stand alone class versus the prior scope and sequence with Saxon Math saying the Geometry is embedded in Algebra 1 and Algebra 2 courses. We have also reduced the size of Algebra 1 classes to get more direct teacher contact with the students. In addition to these changes we are implementing math support classes that are targeting student's individual skill strands as well as having the student enrolled in a regular math section.

**ACCOUNTABILITY DATA FROM REPORTING YEAR**

***Academic Goal 1-*** Math: 85% of all continuously-enrolled\* students at the School will score at least proficient.

Results: Math % of students scoring proficient or above by grade level:

|   |    |
|---|----|
| 6 | 80 |
| 7 | 72 |
| 8 | 66 |

***Academic Goal 2:*** Reading: 85% of all continuously-enrolled\* students at the School will score at least proficient.

|    |    |
|----|----|
| 6  | 84 |
| 7  | 74 |
| 8  | 88 |
| 10 | 92 |

***Non Academic Goal 1:*** Parent Satisfaction. At least 85% of all parents returning the annual survey will indicate overall satisfaction with the School.

93 percent of parents surveyed believe the school is achieving its mission.

93 percent of parents surveyed believe the school adheres to its core values.

***Non Academic Goal 2:*** Staff Satisfaction. At least 85% of all staff returning the annual survey will indicate overall satisfaction at the School.

98 percent of staff surveyed believes the school fosters a commitment to its mission

## **Accountability Goals for 2010-11**

### ***Academic Goal 1-***

Math: 85% of all continuously-enrolled students at the School will score at least proficient.

### ***Academic Goal 2:***

Reading: 85% of all continuously-enrolled students at the School will score at least proficient.

### ***Non Academic Goal 1:***

90% of the student enrolled in grades k-11 will continue enrollment at Eagle Ridge Academy for the 2011-12 school year.

### ***Non Academic Goal 2:***

90% of all teachers will receive a positive response in inspiring a love of learning on the annual parent survey.

## **School Admissions**

### **Admissions Process and Procedures**

The Eagle Ridge Academy Board of Directors will officially adopt and publicly post an open enrollment period for every school when openings are available.

Openings are determined in the following manner

Based on responses from parents of enrolled students indicating that their child will not be returning for the next school year.

Grade level and class size limits as determined by the board.

The number by which the board has approved over enrolling a grade level in anticipation of changes prior to the actual start of the school year.

The Academy will accept all applications within the designated posted open enrollment period.

The Academy will wait two business days following the open enrollment deadline to gather all applications postmarked on or before the stated deadline.

All parents of applicants will be notified on the third business day via email of their child's enrollment status including any necessary lottery. This email notification will include the time, date and location of the lottery.

If a lottery is necessary, it will be conducted on the fourth business day in the Eagle Ridge Academy Forum at a time designated by the school director.

The process for filling all openings will be as follows:

Siblings of current students will be slotted into openings.

Siblings of applicants will be slotted into available spaces. If there are more sibling applicants than spots available, these applicants will be placed at the top of the waitlist.

The remaining applicants will have their names placed into a container by grade and will be drawn at random to fill the remaining spots.

Once the remaining spots have been filled, names will continue to be drawn to determine waitlist order, starting with #1 (or next slot available).

A sibling enrolling after a wait list has been established will be given wait list priority. In the case of numerous sibling applications for the same grade priority on the wait list will be based on the date of receipt of the student's admissions application.

Applications received after the open enrollment deadline will be granted admission on a first-come, first-serve basis.

**School Report Card—following pages—**

# EAGLE RIDGE ACADEMY CHARTER SCHOOL 2010

**District Name:** EAGLE RIDGE ACADEMY CHARTER SCHOOL | **Principal:** JOHN HOWITZ  
**Address:** 7255 FLYING CLOUD DRIVE  
 EDEN PRAIRIE, MN 55344

**Website:**  
**Grades served:** 6,7,8,9,10,11,12

**Phone:** 952-746-7760

(Data from 2009-10 school year unless otherwise noted)

## Student Information 2009-10 School Year Data

### Enrollment Demographics



|                              |     |
|------------------------------|-----|
| Student Population           | 283 |
| Limited English Proficient   | 0%  |
| Special Education            | 7%  |
| Free and Reduced Price Lunch | 8%  |

Is school eligible for open enrollment at any single grade level(s) for school year 2010-11? Yes

### District Mobility 2008-09 School Year Data

|   |                    |
|---|--------------------|
| Students from other districts who attend school in this district  | 256                |
| Students from this district who attend school in another district | No data available. |
| Rate of students transferring out of the district                 | 10.16%             |
| Rate of students transferring between schools in district         | 0.00%              |
| Rate of students transferring into the district                   | 8.20%              |

### Adequate Yearly Progress

This school meets AYP requirements for 2010. Not Title I in 2011.

|   | Reading                                       |               | Mathematics                                       |               | Attendance  |
|---|---|---------------|---|---------------|---|
| Reading and Mathematics requirements are: All student groups of 40 or more must have a 95% participation rate in the accountability tests and all student groups of 20 or more must be proficient or on track for 100% proficiency by 2014. | This school has met requirements for reading. |               | This school has met requirements for mathematics. |               | This school has met requirements for Attendance. Schools must have a 90% Attendance rate from 2009 or show improvement when compared to previous years. |
|   |   | Participation | Proficiency                                       | Participation | Proficiency   |
|   | All students                                  | Yes           | Yes   | Yes           | Yes   |
|   | American Indian/Alaskan Native                | -             | -   | -             | -   |
|   | Asian/Pacific Islander                        | -             | -   | -             | -   |
|   | Hispanic                                      | -             | -   | -             | -   |
|   | Black, not of Hispanic origin                 | -             | -   | -             | -   |
|   | White, not of Hispanic origin                 | Yes           | Yes   | Yes           | Yes   |
|   | Limited English Proficient                    | -             | -   | -             | -   |
|   | Special Education                             | -             | -   | -             | -   |
| Free and Reduced-Price Meals  | -   | -             | -   | -             |   |

AYP Attendance Rate 96.44

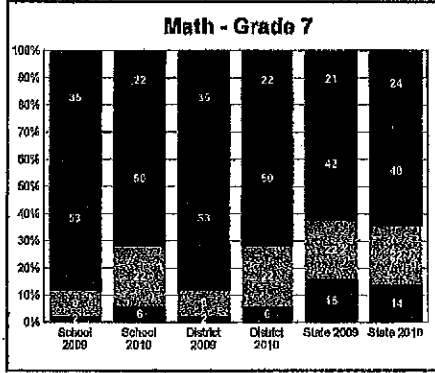
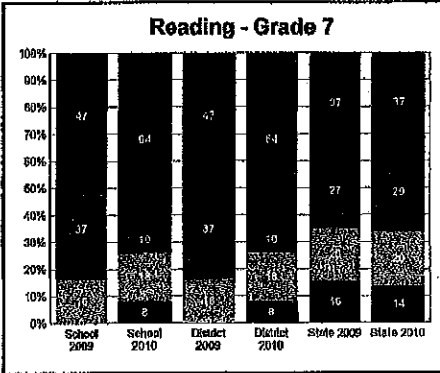
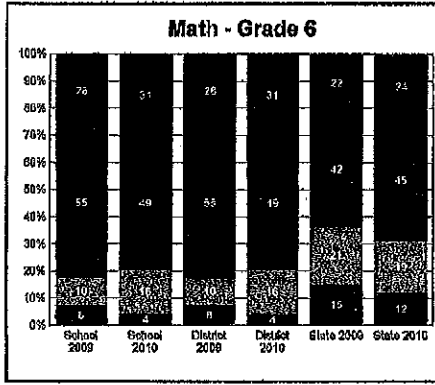
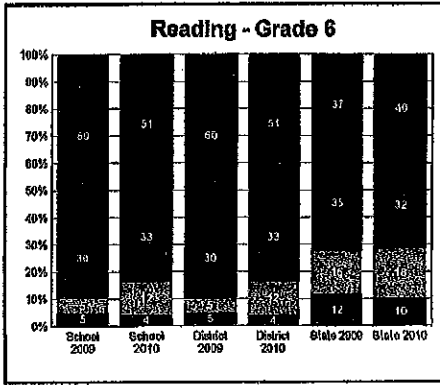
# 2010 Minnesota Comprehensive Assessment Series II Scores

2009-10 School  
Year Data

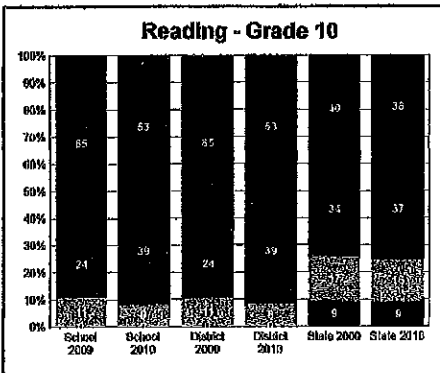
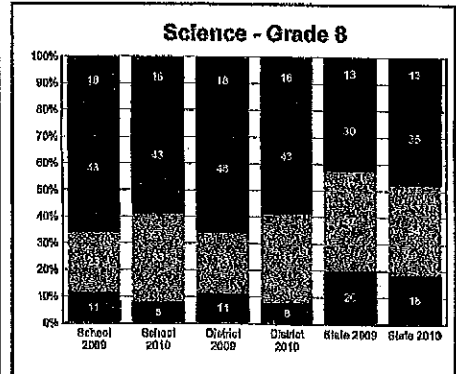
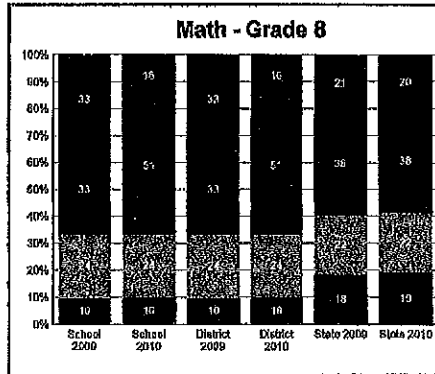
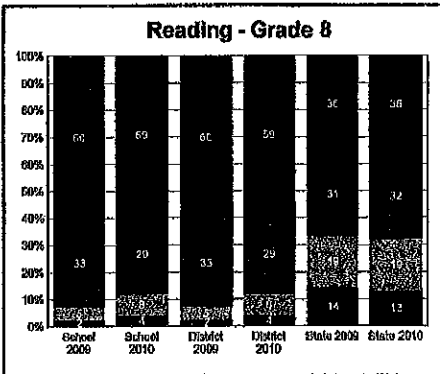
Exceeds standard  
Meets standard

Partially meets standard  
Does not meet standard


Values are percentages - test documents with valid test scores relative to total test documents.



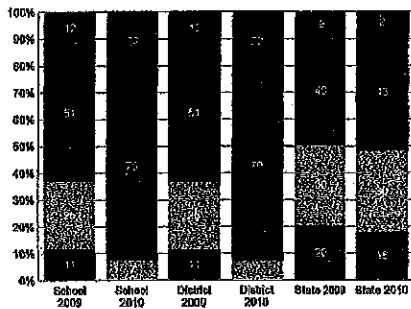
EAGLE RIDGE ACADEMY CHARTER SCHOOL



### Math - Grade 11



### High School Science



# School Opportunities

2010-11 School Year Data

## High School:

Students at this school can participate in:

|  |     |
|--|-----|
| Competitive Athletics                                | Yes |
| Non-competitive Athletics                            | Yes |
| Co-curricular Athletics                              | Yes |
| Dance, Media Arts, Music, Theater and/or Visual Arts | Yes |

(Information collected directly from schools)

## Junior High/Middle School:

Students at this school can participate in:

|  |     |
|--|-----|
| Athletic Activities                                  | Yes |
| Dance, Media Arts, Music, Theater and/or Visual Arts | Yes |
| Family Involvement Activities                        | Yes |
| Student Clubs and Organizations                      | Yes |

(Information collected directly from schools)



Core Academic Classes Taught by Highly Qualified Teachers Statewide

2009-10 School Year Data

|                      |                        | Core Academic Classes | Core Academic Classes Taught by Highly Qualified Teachers |         | Core Academic Classes Not Taught by Highly Qualified Teachers |         |
|----------------------|------------------------|-----------------------|---|---------|---|---------|
|                      |                        | Total #               | Total #   | Percent | Total #   | Percent |
| Elementary level     | High Poverty Schools   | 7,662                 | 7,450   | 97.23%  | 212   | 2.77%   |
|                      | Low Poverty Schools    | 8,188                 | 8,054   | 98.36%  | 134   | 1.64%   |
|                      | All Elementary Schools | 30,638                | 30,002  | 98.24%  | 636   | 1.76%   |
| Secondary level      | High Poverty Schools   | 8,683                 | 7,797   | 90.84%  | 886   | 9.16%   |
|                      | Low Poverty Schools    | 22,662                | 22,384  | 98.89%  | 278   | 1.31%   |
|                      | All Secondary Schools  | 61,900                | 60,238  | 97.32%  | 1,662   | 2.68%   |
| All Schools in State |                        | 92,438                | 90,240  | 97.62%  | 2,198   | 2.38%   |

Q Comp and Professional Development for Staff

2009-10 School Year Data

Is the school/district approved for Q Comp? . . . . . No



| EAGLE RIDGE ACADEMY | GROWTH            |       |                   |       |                |       |                                  |       |                              |       |                                  |       |       |       |       |       |
|---------------------|-------------------|-------|-------------------|-------|----------------|-------|----------------------------------|-------|------------------------------|-------|----------------------------------|-------|-------|-------|-------|-------|
|                     | COMPARISON SCHOOL |       |                   |       | DISTRICT       |       |                                  |       | STATE                        |       |                                  |       |       |       |       |       |
|                     | (A) High Growth   |       | (B) Medium Growth |       | (C) Low Growth |       | (D) All High Growth + Proficient |       | (E) High Growth + Proficient |       | (F) All High Growth + Proficient |       |       |       |       |       |
| 2008                | NA                | NA    | NA                | NA    | 34.3%          | 45.5% | 20.4%                            | 79.8% | NA                           | NA    | NA                               | NA    | 34.3% | 45.5% | 20.0% | 76.0% |
| MATH                | NA                | NA    | NA                | NA    | 34.3%          | 45.5% | 20.4%                            | 79.8% | NA                           | NA    | NA                               | NA    | 34.3% | 45.5% | 20.0% | 76.0% |
| Grade 4             | NA                | NA    | NA                | NA    | 34.3%          | 45.5% | 20.4%                            | 79.8% | NA                           | NA    | NA                               | NA    | 34.3% | 45.5% | 20.0% | 76.0% |
| Grade 5             | NA                | NA    | NA                | NA    | 34.3%          | 45.5% | 20.4%                            | 79.8% | NA                           | NA    | NA                               | NA    | 34.3% | 45.5% | 20.0% | 76.0% |
| Grade 6             | NA                | NA    | NA                | NA    | 34.3%          | 45.5% | 20.4%                            | 79.8% | NA                           | NA    | NA                               | NA    | 34.3% | 45.5% | 20.0% | 76.0% |
| Grade 7             | NA                | NA    | NA                | NA    | 34.3%          | 45.5% | 20.4%                            | 79.8% | NA                           | NA    | NA                               | NA    | 34.3% | 45.5% | 20.0% | 76.0% |
| Grade 8             | NA                | NA    | NA                | NA    | 34.3%          | 45.5% | 20.4%                            | 79.8% | NA                           | NA    | NA                               | NA    | 34.3% | 45.5% | 20.0% | 76.0% |
| Grade 11            | NA                | NA    | NA                | NA    | 34.3%          | 45.5% | 20.4%                            | 79.8% | NA                           | NA    | NA                               | NA    | 34.3% | 45.5% | 20.0% | 76.0% |
| ALL                 | 34.3%             | 45.5% | 20.4%             | 79.8% | 34.3%          | 45.5% | 20.4%                            | 79.8% | 34.3%                        | 45.5% | 20.0%                            | 76.0% | 34.3% | 45.5% | 20.0% | 76.0% |
| READING             | NA                | NA    | NA                | NA    | 34.3%          | 45.5% | 20.4%                            | 79.8% | NA                           | NA    | NA                               | NA    | 34.3% | 45.5% | 20.0% | 76.0% |
| Grade 4             | NA                | NA    | NA                | NA    | 34.3%          | 45.5% | 20.4%                            | 79.8% | NA                           | NA    | NA                               | NA    | 34.3% | 45.5% | 20.0% | 76.0% |
| Grade 5             | NA                | NA    | NA                | NA    | 34.3%          | 45.5% | 20.4%                            | 79.8% | NA                           | NA    | NA                               | NA    | 34.3% | 45.5% | 20.0% | 76.0% |
| Grade 6             | NA                | NA    | NA                | NA    | 34.3%          | 45.5% | 20.4%                            | 79.8% | NA                           | NA    | NA                               | NA    | 34.3% | 45.5% | 20.0% | 76.0% |
| Grade 7             | NA                | NA    | NA                | NA    | 34.3%          | 45.5% | 20.4%                            | 79.8% | NA                           | NA    | NA                               | NA    | 34.3% | 45.5% | 20.0% | 76.0% |
| Grade 8             | NA                | NA    | NA                | NA    | 34.3%          | 45.5% | 20.4%                            | 79.8% | NA                           | NA    | NA                               | NA    | 34.3% | 45.5% | 20.0% | 76.0% |
| Grade 10            | NA                | NA    | NA                | NA    | 34.3%          | 45.5% | 20.4%                            | 79.8% | NA                           | NA    | NA                               | NA    | 34.3% | 45.5% | 20.0% | 76.0% |
| ALL                 | 30.8%             | 50.0% | 19.2%             | 80.8% | 30.8%          | 50.0% | 19.2%                            | 80.8% | 30.8%                        | 50.0% | 19.2%                            | 80.8% | 30.8% | 50.0% | 19.2% | 80.8% |

| EAGLE RIDGE ACADEMY | GROWTH            |       |                   |       |                |       |                                  |       |                              |       |                                  |       |       |       |       |       |
|---------------------|-------------------|-------|-------------------|-------|----------------|-------|----------------------------------|-------|------------------------------|-------|----------------------------------|-------|-------|-------|-------|-------|
|                     | COMPARISON SCHOOL |       |                   |       | DISTRICT       |       |                                  |       | STATE                        |       |                                  |       |       |       |       |       |
|                     | (A) High Growth   |       | (B) Medium Growth |       | (C) Low Growth |       | (D) All High Growth + Proficient |       | (E) High Growth + Proficient |       | (F) All High Growth + Proficient |       |       |       |       |       |
| 2008                | NA                | NA    | NA                | NA    | 34.3%          | 45.5% | 20.4%                            | 79.8% | NA                           | NA    | NA                               | NA    | 34.3% | 45.5% | 20.0% | 76.0% |
| MATH                | NA                | NA    | NA                | NA    | 34.3%          | 45.5% | 20.4%                            | 79.8% | NA                           | NA    | NA                               | NA    | 34.3% | 45.5% | 20.0% | 76.0% |
| Grade 4             | NA                | NA    | NA                | NA    | 34.3%          | 45.5% | 20.4%                            | 79.8% | NA                           | NA    | NA                               | NA    | 34.3% | 45.5% | 20.0% | 76.0% |
| Grade 5             | NA                | NA    | NA                | NA    | 34.3%          | 45.5% | 20.4%                            | 79.8% | NA                           | NA    | NA                               | NA    | 34.3% | 45.5% | 20.0% | 76.0% |
| Grade 6             | NA                | NA    | NA                | NA    | 34.3%          | 45.5% | 20.4%                            | 79.8% | NA                           | NA    | NA                               | NA    | 34.3% | 45.5% | 20.0% | 76.0% |
| Grade 7             | NA                | NA    | NA                | NA    | 34.3%          | 45.5% | 20.4%                            | 79.8% | NA                           | NA    | NA                               | NA    | 34.3% | 45.5% | 20.0% | 76.0% |
| Grade 8             | NA                | NA    | NA                | NA    | 34.3%          | 45.5% | 20.4%                            | 79.8% | NA                           | NA    | NA                               | NA    | 34.3% | 45.5% | 20.0% | 76.0% |
| Grade 11            | NA                | NA    | NA                | NA    | 34.3%          | 45.5% | 20.4%                            | 79.8% | NA                           | NA    | NA                               | NA    | 34.3% | 45.5% | 20.0% | 76.0% |
| ALL                 | 34.3%             | 45.5% | 20.4%             | 79.8% | 34.3%          | 45.5% | 20.4%                            | 79.8% | 34.3%                        | 45.5% | 20.0%                            | 76.0% | 34.3% | 45.5% | 20.0% | 76.0% |
| READING             | NA                | NA    | NA                | NA    | 34.3%          | 45.5% | 20.4%                            | 79.8% | NA                           | NA    | NA                               | NA    | 34.3% | 45.5% | 20.0% | 76.0% |
| Grade 4             | NA                | NA    | NA                | NA    | 34.3%          | 45.5% | 20.4%                            | 79.8% | NA                           | NA    | NA                               | NA    | 34.3% | 45.5% | 20.0% | 76.0% |
| Grade 5             | NA                | NA    | NA                | NA    | 34.3%          | 45.5% | 20.4%                            | 79.8% | NA                           | NA    | NA                               | NA    | 34.3% | 45.5% | 20.0% | 76.0% |
| Grade 6             | NA                | NA    | NA                | NA    | 34.3%          | 45.5% | 20.4%                            | 79.8% | NA                           | NA    | NA                               | NA    | 34.3% | 45.5% | 20.0% | 76.0% |
| Grade 7             | NA                | NA    | NA                | NA    | 34.3%          | 45.5% | 20.4%                            | 79.8% | NA                           | NA    | NA                               | NA    | 34.3% | 45.5% | 20.0% | 76.0% |
| Grade 8             | NA                | NA    | NA                | NA    | 34.3%          | 45.5% | 20.4%                            | 79.8% | NA                           | NA    | NA                               | NA    | 34.3% | 45.5% | 20.0% | 76.0% |
| Grade 10            | NA                | NA    | NA                | NA    | 34.3%          | 45.5% | 20.4%                            | 79.8% | NA                           | NA    | NA                               | NA    | 34.3% | 45.5% | 20.0% | 76.0% |
| ALL                 | 30.8%             | 50.0% | 19.2%             | 80.8% | 30.8%          | 50.0% | 19.2%                            | 80.8% | 30.8%                        | 50.0% | 19.2%                            | 80.8% | 30.8% | 50.0% | 19.2% | 80.8% |

N/A - Friends of Education School did not offer tested students in the year

| EAGLE RIDGE ACAD<br>09-10 |                          | PROFICIENCY |        |                    |          |              |                                   |                                       |                       |
|---------------------------|--------------------------|-------------|--------|--------------------|----------|--------------|-----------------------------------|---------------------------------------|-----------------------|
| Subject/Grade Level       | (A)<br>Charter<br>School | (B)         |        | (C)                |          | (D)<br>State | A/B<br>Charter/<br>Comp<br>School | A/C<br>Charter/<br>Trad'l<br>District | A/D<br>Charter/<br>MN |
|                           |                          | Comp School | School | Trad'l<br>District | District |              |                                   |                                       |                       |
| <b>MATH</b>               |                          |             |        |                    |          |              |                                   |                                       |                       |
| Grade 3                   | NA                       | NA          | NA     | NA                 | NA       | NA           | 99.41%                            | 99.41%                                | 115.40%               |
| Grade 4                   | NA                       | NA          | NA     | NA                 | NA       | NA           | 88.57%                            | 88.57%                                | 111.85%               |
| Grade 5                   | NA                       | NA          | NA     | NA                 | NA       | NA           | 86.74%                            | 86.74%                                | 113.83%               |
| Grade 6                   | 79.59%                   | 80.06%      | 80.06% | 80.06%             | 68.97%   | 68.97%       | 99.41%                            | 99.41%                                | 115.40%               |
| Grade 7                   | 72.00%                   | 81.29%      | 81.29% | 81.29%             | 64.37%   | 64.37%       | 88.57%                            | 88.57%                                | 111.85%               |
| Grade 8                   | 66.66%                   | 76.85%      | 76.85% | 76.85%             | 58.56%   | 58.56%       | 86.74%                            | 86.74%                                | 113.83%               |
| Grade 11                  | 54.28%                   | 65.16%      | 65.16% | 65.16%             | 43.27%   | 43.27%       | 83.30%                            | 83.30%                                | 125.44%               |
| ALL                       | 69.18%                   | 75.43%      | 75.43% | 75.43%             | 58.48%   | 58.48%       | 91.71%                            | 91.71%                                | 118.30%               |
| <b>READING</b>            |                          |             |        |                    |          |              |                                   |                                       |                       |
| Grade 3                   | NA                       | NA          | NA     | NA                 | NA       | NA           | 95.75%                            | 95.75%                                | 116.84%               |
| Grade 4                   | NA                       | NA          | NA     | NA                 | NA       | NA           | 88.24%                            | 88.24%                                | 112.00%               |
| Grade 5                   | NA                       | NA          | NA     | NA                 | NA       | NA           | 102.21%                           | 102.21%                               | 129.56%               |
| Grade 6                   | 83.67%                   | 87.38%      | 87.38% | 87.38%             | 71.61%   | 71.61%       | 95.75%                            | 95.75%                                | 116.84%               |
| Grade 7                   | 74.00%                   | 83.86%      | 83.86% | 83.86%             | 66.07%   | 66.07%       | 88.24%                            | 88.24%                                | 112.00%               |
| Grade 8                   | 88.23%                   | 86.32%      | 86.32% | 86.32%             | 68.10%   | 68.10%       | 102.21%                           | 102.21%                               | 129.56%               |
| Grade 10                  | 91.66%                   | 86.28%      | 86.28% | 86.28%             | 75.34%   | 75.34%       | 106.24%                           | 106.24%                               | 121.66%               |
| ALL                       | 83.87%                   | 85.91%      | 85.91% | 85.91%             | 70.35%   | 70.35%       | 97.63%                            | 97.63%                                | 119.22%               |
| <b>SCIENCE</b>            |                          |             |        |                    |          |              |                                   |                                       |                       |
| Grade 5                   | NA                       | NA          | NA     | NA                 | NA       | NA           | #VALUE!                           | #VALUE!                               | #VALUE!               |
| Grade 8                   |                          |             |        |                    |          |              | #DIV/0!                           | #DIV/0!                               | #DIV/0!               |
| High School               |                          |             |        |                    |          |              | #DIV/0!                           | #DIV/0!                               | #DIV/0!               |
| Science Total             |                          |             |        |                    |          |              | #DIV/0!                           | #DIV/0!                               | #DIV/0!               |

N/A - Friends of Education School did not offer the tested grade, was not open, or did not have enough tested students

| EAGLE RIDGE<br>08-09 |            | PROFICIENCY |                 |        |            |             |                 |        |           |             |         |           |             |         |
|----------------------|------------|-------------|-----------------|--------|------------|-------------|-----------------|--------|-----------|-------------|---------|-----------|-------------|---------|
|                      |            | (A)         |                 | (B)    |            | (C)         |                 | (D)    |           | A/B         |         | A/C       |             | A/D     |
| Subject/Grade Level  | Our School | Comp School | Trad'l District | State  | Our School | Comp School | Trad'l District | State  | Ours/Comp | Ours/Trad'l | Ours/MN | Ours/Comp | Ours/Trad'l | Ours/MN |
| <b>MATH</b>          |            |             |                 |        |            |             |                 |        |           |             |         |           |             |         |
| Grade 3              | N/A        | N/A         | N/A             | N/A    | N/A        | N/A         | N/A             | N/A    | N/A       | N/A         | N/A     | N/A       | N/A         | N/A     |
| Grade 4              | N/A        | N/A         | N/A             | N/A    | N/A        | N/A         | N/A             | N/A    | N/A       | N/A         | N/A     | N/A       | N/A         | N/A     |
| Grade 5              | N/A        | N/A         | N/A             | N/A    | N/A        | N/A         | N/A             | N/A    | N/A       | N/A         | N/A     | N/A       | N/A         | N/A     |
| Grade 6              | 82.50%     | 77.38%      | 77.38%          | 63.76% | 77.38%     | 77.38%      | 77.38%          | 63.76% | 106.62%   | 106.62%     | 129.39% | 106.62%   | 106.62%     | 129.39% |
| Grade 7              | 88.37%     | 77.13%      | 77.13%          | 62.62% | 77.13%     | 77.13%      | 77.13%          | 62.62% | 114.57%   | 114.57%     | 141.12% | 114.57%   | 114.57%     | 141.12% |
| Grade 8              | 66.67%     | 69.77%      | 69.77%          | 59.65% | 69.77%     | 69.77%      | 69.77%          | 59.65% | 95.56%    | 95.56%      | 111.77% | 95.56%    | 95.56%      | 111.77% |
| Grade 11             | 44.83%     | 61.79%      | 61.79%          | 41.62% | 61.79%     | 61.79%      | 61.79%          | 41.62% | 72.55%    | 72.55%      | 107.71% | 72.55%    | 72.55%      | 107.71% |
| ALL                  | 72.73%     | 71.36%      | 71.36%          | 56.58% | 71.36%     | 71.36%      | 71.36%          | 56.58% | 101.92%   | 101.92%     | 128.54% | 101.92%   | 101.92%     | 128.54% |
| <b>READING</b>       |            |             |                 |        |            |             |                 |        |           |             |         |           |             |         |
| Grade 3              | N/A        | N/A         | N/A             | N/A    | N/A        | N/A         | N/A             | N/A    | N/A       | N/A         | N/A     | N/A       | N/A         | N/A     |
| Grade 4              | N/A        | N/A         | N/A             | N/A    | N/A        | N/A         | N/A             | N/A    | N/A       | N/A         | N/A     | N/A       | N/A         | N/A     |
| Grade 5              | N/A        | N/A         | N/A             | N/A    | N/A        | N/A         | N/A             | N/A    | N/A       | N/A         | N/A     | N/A       | N/A         | N/A     |
| Grade 6              | 90.00%     | 86.15%      | 86.15%          | 72.59% | 86.15%     | 86.15%      | 86.15%          | 72.59% | 104.47%   | 104.47%     | 123.98% | 104.47%   | 104.47%     | 123.98% |
| Grade 7              | 83.72%     | 72.25%      | 72.25%          | 64.80% | 72.25%     | 72.25%      | 72.25%          | 64.80% | 115.88%   | 115.88%     | 129.20% | 115.88%   | 115.88%     | 129.20% |
| Grade 8              | 93.02%     | 78.15%      | 78.15%          | 66.79% | 78.15%     | 78.15%      | 78.15%          | 66.79% | 119.03%   | 119.03%     | 139.27% | 119.03%   | 119.03%     | 139.27% |
| Grade 10             | 89.19%     | 87.60%      | 87.60%          | 74.16% | 87.60%     | 87.60%      | 87.60%          | 74.16% | 101.82%   | 101.82%     | 120.27% | 101.82%   | 101.82%     | 120.27% |
| ALL                  | 88.96%     | 81.41%      | 81.41%          | 69.67% | 81.41%     | 81.41%      | 81.41%          | 69.67% | 109.27%   | 109.27%     | 127.69% | 109.27%   | 109.27%     | 127.69% |
| <b>SCIENCE</b>       |            |             |                 |        |            |             |                 |        |           |             |         |           |             |         |
| Grade 5              | N/A        | N/A         | N/A             | N/A    | N/A        | N/A         | N/A             | N/A    | N/A       | N/A         | N/A     | N/A       | N/A         | N/A     |
| Grade 8              | 65.91%     | 58.38%      | 58.38%          | 42.63% | 58.38%     | 58.38%      | 58.38%          | 42.63% | 112.90%   | 112.90%     | 154.61% | 112.90%   | 112.90%     | 154.61% |
| High School          | 63.11%     | 66.09%      | 66.09%          | 49.49% | 66.09%     | 66.09%      | 66.09%          | 49.49% | 95.49%    | 95.49%      | 127.52% | 95.49%    | 95.49%      | 127.52% |
| Science Total        | 63.86%     | 61.93%      | 61.93%          | 46.16% | 61.93%     | 61.93%      | 61.93%          | 46.16% | 103.12%   | 103.12%     | 138.34% | 103.12%   | 103.12%     | 138.34% |

N/A - Friends of Education School did not offer tested grade(s) or did not have enough tested students in the year

| EAGLE RIDGE<br>07-08 |            | PROFICIENCY |                 |        |           |             |         |         |
|----------------------|------------|-------------|-----------------|--------|-----------|-------------|---------|---------|
|                      |            | (A)         |                 | (B)    |           | (C)         |         | (D)     |
| Subject/Grade Level  | Our School | Comp School | Trad'l District | State  | Ours/Comp | Ours/Trad'l | A/C     | A/D     |
| <b>MATH</b>          |            |             |                 |        |           |             |         |         |
| Grade 3              | N/A        | N/A         | N/A             | N/A    | N/A       | N/A         | N/A     | N/A     |
| Grade 4              | N/A        | N/A         | N/A             | N/A    | N/A       | N/A         | N/A     | N/A     |
| Grade 5              | N/A        | N/A         | N/A             | N/A    | N/A       | N/A         | N/A     | N/A     |
| Grade 6              | 90.00%     | 74.12%      | 74.12%          | 64.64% | 121.42%   | 121.42%     | 121.42% | 139.23% |
| Grade 7              | 81.63%     | 77.53%      | 77.53%          | 61.40% | 105.29%   | 105.29%     | 105.29% | 132.95% |
| Grade 8              | 88.46%     | 72.67%      | 72.67%          | 58.22% | 121.73%   | 121.73%     | 121.73% | 151.94% |
| Grade 11             | 47.37%     | 42.03%      | 42.03%          | 34.36% | 112.71%   | 112.71%     | 112.71% | 137.86% |
| ALL                  | 82.35%     | 66.85%      | 66.85%          | 54.31% | 123.19%   | 123.19%     | 123.19% | 151.63% |
| <b>READING</b>       |            |             |                 |        |           |             |         |         |
| Grade 3              | N/A        | N/A         | N/A             | N/A    | N/A       | N/A         | N/A     | N/A     |
| Grade 4              | N/A        | N/A         | N/A             | N/A    | N/A       | N/A         | N/A     | N/A     |
| Grade 5              | N/A        | N/A         | N/A             | N/A    | N/A       | N/A         | N/A     | N/A     |
| Grade 6              | 88.00%     | 82.06%      | 82.06%          | 69.62% | 107.24%   | 107.24%     | 107.24% | 126.40% |
| Grade 7              | 87.76%     | 77.55%      | 77.55%          | 64.69% | 113.17%   | 113.17%     | 113.17% | 135.66% |
| Grade 8              | 94.23%     | 76.73%      | 76.73%          | 65.72% | 122.81%   | 122.81%     | 122.81% | 143.38% |
| Grade 10             | 94.87%     | 86.23%      | 86.23%          | 70.69% | 110.02%   | 110.02%     | 110.02% | 134.21% |
| ALL                  | 91.05%     | 80.64%      | 80.64%          | 67.72% | 112.91%   | 112.91%     | 112.91% | 134.45% |
| <b>SCIENCE</b>       |            |             |                 |        |           |             |         |         |
| Grade 5              | N/A        | N/A         | N/A             | N/A    | N/A       | N/A         | N/A     | N/A     |
| Grade 8              | N/A        | N/A         | N/A             | N/A    | N/A       | N/A         | N/A     | N/A     |
| High School          | N/A        | N/A         | N/A             | N/A    | N/A       | N/A         | N/A     | N/A     |
| Science Total        | N/A        | N/A         | N/A             | N/A    | N/A       | N/A         | N/A     | N/A     |

N/A - Friends of Education School did not offer the tested grade, was not open, or did not have enough tested students

| Eagle Ridge Academy<br>06-07 |            | PROFICIENCY |                    |                    |        |        |         |              |  |                               |
|------------------------------|------------|-------------|--------------------|--------------------|--------|--------|---------|--------------|--|-------------------------------|
|                              |            | (A)         |                    | (B)                |        | (C)    |         | (D)<br>State | A/B<br>Ours/Comp<br>Ours/Trad'l<br>Ours/MN | A/C<br>Ours/Trad'l<br>Ours/MN |
| Subject/Grade Level          | Our School | Comp School | Trad'l<br>District | Trad'l<br>District | State  | State  |         |              |  |                               |
| <b>MATH</b>                  |            |             |                    |                    |        |        |         |              |  |                               |
| Grade 3                      | N/A        | N/A         | N/A                | N/A                | N/A    | N/A    | N/A     | N/A          | N/A  | N/A                           |
| Grade 4                      | N/A        | N/A         | N/A                | N/A                | N/A    | N/A    | N/A     | N/A          | N/A  | N/A                           |
| Grade 5                      | N/A        | N/A         | N/A                | N/A                | N/A    | N/A    | N/A     | N/A          | N/A  | N/A                           |
| Grade 6                      | 85.29%     | 74.12%      | 74.12%             | 74.12%             | 64.64% | 64.64% | 115.07% | 115.07%      | 131.95%                                    | 131.95%                       |
| Grade 7                      | 89.80%     | 77.53%      | 77.53%             | 77.53%             | 61.40% | 61.40% | 115.83% | 115.83%      | 146.25%                                    | 146.25%                       |
| Grade 8                      | 72.73%     | 72.67%      | 72.67%             | 72.67%             | 58.22% | 58.22% | 100.08% | 100.08%      | 124.92%                                    | 124.92%                       |
| Grade 11                     | 55.00%     | 42.03%      | 42.03%             | 42.03%             | 34.36% | 34.36% | 130.86% | 130.86%      | 160.07%                                    | 160.07%                       |
| <b>ALL</b>                   | 78.91%     | 66.85%      | 66.85%             | 66.85%             | 54.31% | 54.31% | 118.04% | 118.04%      | 145.30%                                    | 145.30%                       |
| <b>READING</b>               |            |             |                    |                    |        |        |         |              |  |                               |
| Grade 3                      | N/A        | N/A         | N/A                | N/A                | N/A    | N/A    | N/A     | N/A          | N/A  | N/A                           |
| Grade 4                      | N/A        | N/A         | N/A                | N/A                | N/A    | N/A    | N/A     | N/A          | N/A  | N/A                           |
| Grade 5                      | N/A        | N/A         | N/A                | N/A                | N/A    | N/A    | N/A     | N/A          | N/A  | N/A                           |
| Grade 6                      | 85.29%     | 82.06%      | 82.06%             | 82.06%             | 69.62% | 69.62% | 103.94% | 103.94%      | 122.51%                                    | 122.51%                       |
| Grade 7                      | 95.92%     | 77.55%      | 77.55%             | 77.55%             | 64.69% | 64.69% | 123.69% | 123.69%      | 148.28%                                    | 148.28%                       |
| Grade 8                      | 86.36%     | 76.73%      | 76.73%             | 76.73%             | 65.72% | 65.72% | 112.55% | 112.55%      | 131.41%                                    | 131.41%                       |
| Grade 10                     | 88.24%     | 86.23%      | 86.23%             | 86.23%             | 70.69% | 70.69% | 102.33% | 102.33%      | 124.83%                                    | 124.83%                       |
| <b>ALL</b>                   | 89.58%     | 80.64%      | 80.64%             | 80.64%             | 67.72% | 67.72% | 111.09% | 111.09%      | 132.28%                                    | 132.28%                       |
| <b>SCIENCE</b>               |            |             |                    |                    |        |        |         |              |  |                               |
| Grade 5                      | N/A        | N/A         | N/A                | N/A                | N/A    | N/A    | N/A     | N/A          | N/A  | N/A                           |
| Grade 8                      | N/A        | N/A         | N/A                | N/A                | N/A    | N/A    | N/A     | N/A          | N/A  | N/A                           |
| High School                  | N/A        | N/A         | N/A                | N/A                | N/A    | N/A    | N/A     | N/A          | N/A  | N/A                           |
| Science Total                |            |             |                    |                    |        |        |         |              |  |                               |

N/A - Friends of Education School did not offer tested grade(s), was not open, did not have enough tested students or was not a Friends of Education School in the year

| Eagle Ridge Academy<br>2005-2006 | PROFICIENCY |             |                 |        |               |                 |         |
|----------------------------------|-------------|-------------|-----------------|--------|---------------|-----------------|---------|
|                                  | (A)         |             | (B)             |        | (C)           |                 | (D)     |
|                                  | Our School  | Comp School | Trad'l District | State  | A/B Ours/Comp | A/C Ours/Trad'l |         |
| <b>MATH</b>                      |             |             |                 |        |               |                 |         |
| Grade 3                          | N/A         | N/A         | N/A             | N/A    | N/A           | N/A             | N/A     |
| Grade 4                          | N/A         | N/A         | N/A             | N/A    | N/A           | N/A             | N/A     |
| Grade 5                          | N/A         | N/A         | N/A             | N/A    | N/A           | N/A             | N/A     |
| Grade 6                          | 87.18%      | 75.74%      | 75.74%          | 59.22% | 115.10%       | 115.10%         | 147.21% |
| Grade 7                          | 78.57%      | 77.89%      | 77.89%          | 57.56% | 100.87%       | 100.87%         | 136.50% |
| Grade 8                          | 70.59%      | 77.78%      | 77.78%          | 56.68% | 90.76%        | 90.76%          | 124.54% |
| Grade 11                         | N/A         | N/A         | N/A             | N/A    | N/A           | N/A             | N/A     |
| <b>ALL</b>                       | 79.13%      | 77.16%      | 77.16%          | 57.79% | 102.55%       | 102.55%         | 136.93% |
| <b>READING</b>                   |             |             |                 |        |               |                 |         |
| Grade 3                          | N/A         | N/A         | N/A             | N/A    | N/A           | N/A             | N/A     |
| Grade 4                          | N/A         | N/A         | N/A             | N/A    | N/A           | N/A             | N/A     |
| Grade 5                          | N/A         | N/A         | N/A             | N/A    | N/A           | N/A             | N/A     |
| Grade 6                          | 92.31%      | 86.34%      | 86.34%          | 71.56% | 106.91%       | 106.91%         | 129.00% |
| Grade 7                          | 83.72%      | 83.42%      | 83.42%          | 66.62% | 100.36%       | 100.36%         | 125.67% |
| Grade 8                          | 81.82%      | 83.60%      | 83.60%          | 64.59% | 97.87%        | 97.87%          | 126.68% |
| Grade 10                         | 88.89%      | 82.05%      | 82.05%          | 65.24% | 108.34%       | 108.34%         | 136.25% |
| <b>ALL</b>                       | 86.62%      | 83.80%      | 83.80%          | 66.90% | 103.37%       | 103.37%         | 129.48% |
| <b>SCIENCE</b>                   |             |             |                 |        |               |                 |         |
| Grade 5                          | N/A         | N/A         | N/A             | N/A    | N/A           | N/A             | N/A     |
| Grade 8                          | N/A         | N/A         | N/A             | N/A    | N/A           | N/A             | N/A     |
| High School                      | N/A         | N/A         | N/A             | N/A    | N/A           | N/A             | N/A     |
| <b>Science Total</b>             |             |             |                 |        |               |                 |         |

N/A - Friends of Education School did not offer tested grade(s), was not open, did not have enough tested students or was not a Friends of Education School in the year